



**THINK *city* ELECTRIC VEHICLE DEMONSTRATION
PROGRAM**

FINAL PROJECT REPORT

June 2005

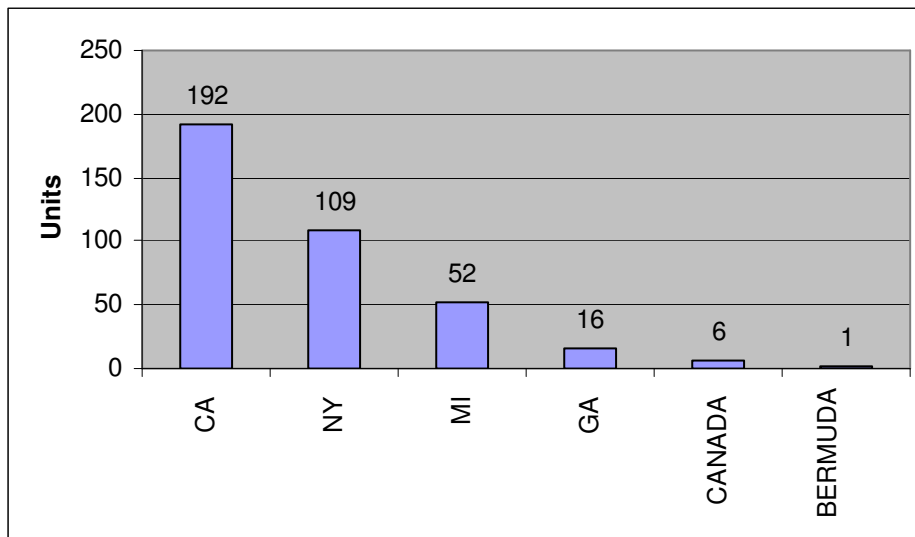
**Ford Motor Company
Sustainable Mobility
Technologies**

SUMMARY

The THINK *city* Electric Vehicle (EV) Demonstration Program Project, initiated late 2001, has been successfully completed as of April 2005. US. Partners include Federal, State and Municipal agencies as well as commercial partners.

Phase I, consisting of placement of the vehicles in demonstration programs, was completed in 2002. Phase II, the monitoring of these programs was completed in 2004. Phase III, the decommissioning and/or exporting of vehicles concluded in 2005.

Phase I - the Program successfully assigned* 192 EV's with customers (including Hertz) in the state of California, 109 in New York (including loaner and demo vehicles), 16 in Georgia, 7 to customers outside of the US and 52 in Ford's internal operations in Dearborn Michigan for a total of 376 vehicles. The Program was the largest operating Urban EV Demonstration Project in the United States.



Location	Fleet Size*
Bermuda	1
CA	192
Canada	6
GA	16
MI	52
NY	109
Total	376

* Note: Number of placed vehicles varies slightly from previous reports. Final records of lease placements and internal vehicle disposition records were used for the data shown here.

Phase II – the monitoring of the operational fleet was ongoing and completed in 2004, and all vehicles were returned throughout 2004 and 2005. The Department of Energy (DOE) was involved with the monitoring of the New York Power Authority / THINK Clean Commute Program units through partnership with Electric Transportation Engineering Corporation (ETEC), which filed separate reports to DOE. The remainder of the field fleet was monitored through Ford's internal operations.

Vehicles were retired from lease operation throughout the program for various operator reasons. Some of the vehicles were involved in re-leasing operations. At the end of the program, 376 vehicles had been involved, 372 of which were available for customer use while 4 were engineering prototype and study vehicles.

Phase III – decommissioning and/or export of vehicles. In accordance with the NHTSA requirement, *City* vehicles could not remain in the United States past their three-year allowed program timeframe. At the end of leases, *City* vehicles have been decommissioned and/or exported to KamKorp in Norway.

By April of 2005 the last of the *City* vehicles had been returned and processed or exported to Norway.

The monitoring of information about the *City* vehicle fleet can be described as problematic. The principle reasons for this include:

- Use of a data collection and reporting systems that utilized personal computer input that required consolidation from remote sites.

The nature of the program did not permit Ford dealers to use the established warranty/service information systems. The key reason for this was the small fleet size, and the investment required to prepare information that would work

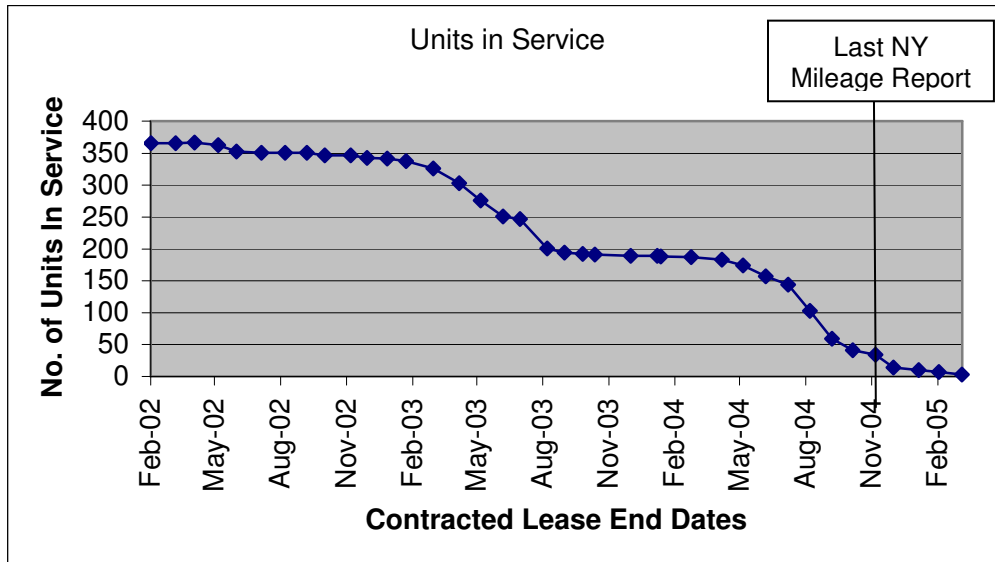
within established systems. This included establishing part records and warehousing for the programs unique components and parts, the economics of establishing labor operation identifiers and time standards for various service operations, and the cost of developing data extraction reports for the program. All of these activities were contracted to a service firm.

- Lack of adherence to service and reporting procedures by the involved dealer personnel.
- A change in electric vehicle business direction that resulted in personnel turnover in all areas of the program.

Final information of the *City* vehicles is documented in reports generated at the time of final vehicle disposition. However, in some cases, these reports were flawed by the nature of the electric vehicle's dependence on battery power to provide final mileage readings, and the inability to ensure power at the disposition site. Other sources of information used for this final report include:

- Periodic vehicle reports for the New York fleet
- Local vehicle information reports for the Michigan fleet

Final mileage reports are available for 59% of the fleet. It should be pointed out that this mileage data represents the highest recorded mileage for each unit, and not necessarily the final mileage. The length of time and number of vehicle operating after the final reporting in November 2004 (see following plot) is so short/small that it is reasonable to assume that reported mileage is a realistic depiction of the final mileage.



Final vehicle information is reported in Appendix 1 of this report, sorted by vehicle identification number, and includes:

- Vehicle Identification Number
- Lease End Date
- Highest Reported Mileage
- Location of Vehicle During Lease
- Disposition of the Vehicle

RECAP

The report of May, 2004, provided a recap of the project in its entirety. At the time of the report, the decommissioning of the fleet was already well underway as a result of a business redirection by Ford Motor Company. In August, 2002, Ford announced the discontinuation of the TH!NK vehicle and subsequently sold the manufacturing facility in Norway to KamKorp, a microelectronics firm in Switzerland that also owns Fraser-Nash, another electric vehicle manufacturer located in the UK.

The Demonstration Program targeted a wide scope of customer applications for the TH!NK *city* car, including emphasis on placing vehicles with select retail customers

to gather consumer feedback. These unique applications, including both station & shared car projects, were well matched to the THINK *city* and its target market of urban commuting. Fleets were placed in New York, California, Georgia and Michigan. A small number of vehicles were placed outside of the country in Canada and Bermuda.

Due to the NHTSA requirement, the *city* vehicles could not stay in the United States past their three-year allowable timeframe. There was no option to extend the leases or to purchase the vehicle. The dealerships in New York had contacted Ford on behalf of their customers inquiring about lease extensions and purchasing opportunities for their customers in the event anything had changed in the mandate that states the cars must leave the US.

The THINK *city* Demonstration Program included some notable firsts:

- Vandenburg Air Force Based Shared Use Vehicle Management System (SUVMS)
- New York Power Authority (NYPA) Clean Commute Program,
- Long Beach Bike Station Mobility Center,
- Hertz BART Shared Car Program
- San Francisco *City* Car Share (SFCCS) usage of THINK *city* vehicles in shared use.
 - Subsequent shared car projects started in late 2002/early 2003 include the University of California-Riverside and the Premier Automotive Group in Irvine, CA

New York

The New York Power Authority (NYPA) Clean Commute program reported the program successful.

Background

The Clean Commute Program employed a Station Car Program with infrastructure installed at eight (8) suburban rail stations. The program was designed to have 100 customers drive THINK *city* Demonstration Program electric vehicles from their residence to their local train stations. The customers each have a charging station installed at their residence and NYPA had chargers installed at the train stations, which permitted customers to maximize commuter distance from the participating train station – and thereby maximizing usage of the vehicle and Vehicle Miles Traveled (VMTs).

New York Clean Commute Statistics for 2003 were reported in the May 2004 report, and information contained in this report indicates that significantly more miles were accumulated on the fleet than earlier reported.

Based on odometer disclosure statements received for 61 of the New York fleet, 325,600 miles were accumulated. Add to that, data for 38 other vehicles that had been reported in earlier document provides reasonable confidence in the data for 99 units of the 109 total that were initially assigned to New York (10 vehicles had no reported miles). For those 99 units, the accumulated miles of operation were 442,177. Using the vehicle average for the entire fleet, the forecasted accumulation is 486,841 miles for the 109 vehicles.

Using the previous estimate of average fuel economy (21.8 MPG), the New York fleet saved 20,283 gallons of fuel for the 86 units reporting, and a projected 22,332 gallons for the NY fleet. Final Report data for the New York Fleet is extracted and shown in Appendix 2 of this report.

Through random informal interviews, Ford, NYPA and the dealerships learned that the customers had developed a true liking for the vehicle and most indicated that

they enjoyed the car better than they thought they would. When asked if they would lease another electric car most answered favorably.

California

192 vehicles were deployed in fleets in California. These vehicles were used in a broad range of consumer applications, and some were involved in University of California Riverside shared-car trials. Data collection for these vehicles was impaired because the cars were not tracked using the Ford warranty reporting system. A special information system was established to administer the warranty and service information for this fleet, but adherence to the system and other reporting mechanisms was problematic resulting in poor data collection.

Of the 192 vehicles, final mileage data was confirmed in lease termination documents or final disposition reports for 83 of the vehicle (43%). A total of 508,104 miles were reported. The average per vehicle was considerably higher than the New York fleet (6122 vs. 4466) and assuming that the 81 vehicles constitute a representative sample of the entire fleet, then the 192 vehicles drove a projected 1,175,373 miles in California.

Final Report data for the California Fleet is extracted and shown in Appendix 3 of this report.

Michigan

The Michigan based vehicles were operated primarily in company owned and engineering fleets. The miles driven, 65,210, were captured in internal data systems for 69% of the fleet (36 of 52). The average miles per vehicle was a lower 1,811 miles translating to a projected mileage accumulation of 94,192 for the 52 vehicles.

Program Summary

The Vehicles used in the program were either scrapped or exported for further consumer use in Norway as reported earlier. The following is a summary of the vehicle dispositions:

	Scrapped	Exported	Total
Bermuda	0	1	1
Ca	114	78	192
Canada	3	3	6
GA	16	0	16
MI	34	18	52
NY	17	92	109
Total	184	192	376

The table below provides an overview of the usage data for the entire 376 unit fleet. Of these units, no information is available for the single placement in Bermuda, and only service records were available for the 16 Georgia units. Four of the Michigan based units were engineering prototypes. Another 10 vehicles had less than 500 reported miles and were likely never used as planned.

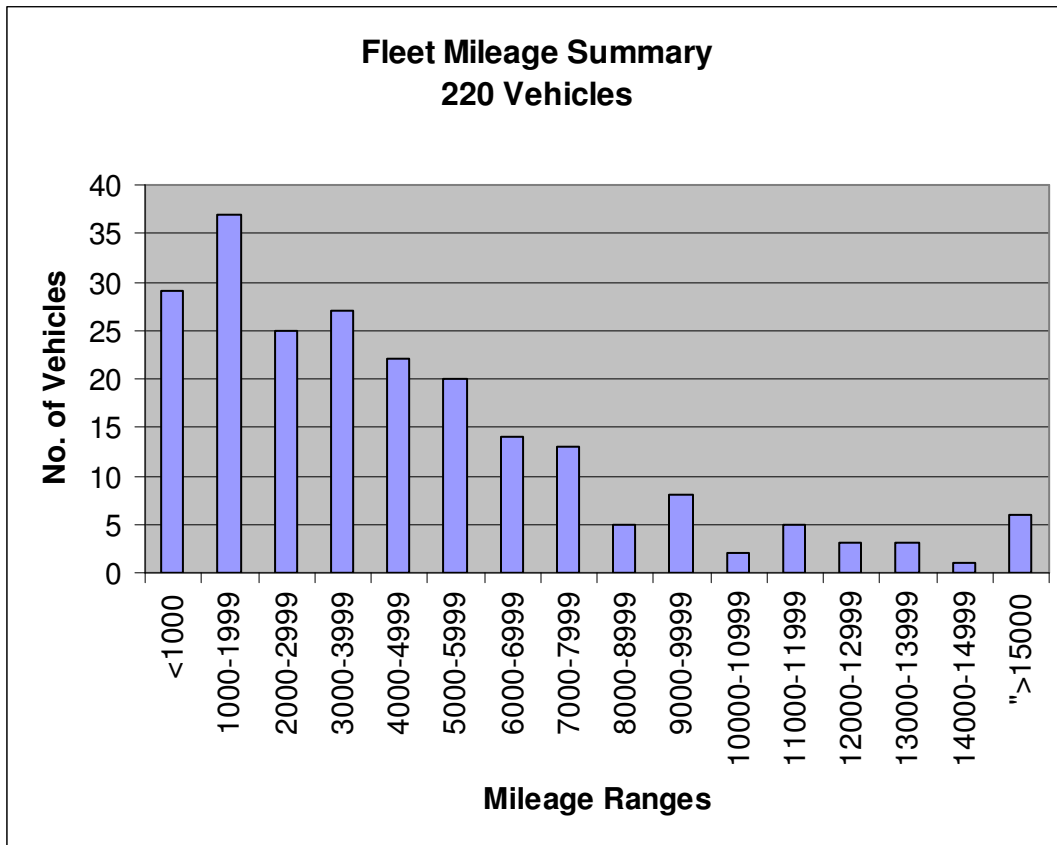
The table includes all 376 vehicles and the cited questionable vehicle data points are included in the calculations in the table. The last column, "Projected Miles Driven" is a calculation of probable miles driven for the entire fleet, by location, based on the average reported mileage of the vehicles in each region multiplied by the fleet size:

	Fleet Size	No. w/ Miles	% w/Miles	Reported Miles	Avg Miles/Car	Projected Miles Driven
Bermuda	1	0	0%	0	0	0
CA	192	83	43%	508104	6122	1175373
Canada	6	2	33%	11781	5891	35343
GA	16	0	0%	0	0	0
MI	52	36	69%	65210	1811	94192
NY	109	99	91%	442177	4466	486841
Total	376	220	59%	1027272	4669	1755701

This table indicates that of the 376 vehicles, high confidence can be attached to reported final mileage on 220 of the units, or 59% of the fleet. The controlled New York fleet provides the best data with nearly 91% reported.

Using the grand average of 4669 miles per vehicle, and extending that to the entire fleet, it is reasonable to project that these electric cars accumulated over 1.7 million miles of consumer use and avoided use of 80,536 gallons of fuel.

Of the 220 vehicles with documented mileage, the following is a depiction of miles driven:



Appendix 1 of this report provides data for all of the *City* vehicles and includes Vehicle Identification Number, Location Assigned, Lease End Date, Disposition of the Vehicle, and Highest Recorded Miles.

During the evaluation period, owner reaction was overwhelmingly positive. With the announced end of the project, a significant number of owners inquired about the possibility of retaining ownership, and many resisted or delayed the return of their vehicles. This is judged to have been a combination of satisfaction with the vehicle and a desire to support clean air initiatives.

The THINK *city* Demonstration Program has achieved a high level of public awareness and level of acceptance by current owners, especially in the areas where the vehicles are located, as a result of significant and focused multi-faceted campaigns on behalf of Ford and its partners. Such high levels of media exposure are required to implement large-scale Demonstration Programs such as the THINK *city* Electric Vehicle Demonstration Program Project.

Electric Vehicle Infrastructure

The assessment of the infrastructure issues for the electric car fleet as reported in the 3rd Annual report constitutes a realistic summary of the complete program. As indicated earlier, after the last report, there were few vehicles in operation and most were being decommissioned. The infrastructure did not change after the last report of March 2004.

Investigating Economic Sustainability of Urban EVs

Despite the availability and utilization of public grants and incentives, the Demonstration Program as a whole did not represent a sustainable market for electric vehicles. The report of May 2004 indicated that, in spite of federal and state monetary incentives, these vehicles represented a significant per-vehicle loss to the manufacturer coupled with significantly higher cost to market electric over regular gasoline vehicles. From an owners' perspective, there is cost and complexity associated with charging stations at homes and other sites necessary to support electric vehicle use.

In order to achieve economic sustainability of electric vehicles, high levels of economic stimulus and financial support are required. New incentives could open up niche markets that have bordered on adopting alternative-fueled vehicles into the mainstream.

Additionally, non-monetary consumer incentives are beneficial to help consumers make a switch to electric vehicles. These consumer incentives help support a market-based approach to increased electric vehicle use. Such incentives might include:

- Single-person High Occupancy Vehicle (HOV) lane access.
- Reduced or zero registration fees
- Reduced or zero road-toll fees
- Preferred reserved parking – (*considered an ideal incentive in congested urban environments*)
- Reduced or zero parking fees
- Reduced home or business electric rates for EV use
- Increased public charging infrastructure

CONCLUSION

The THINK *city* Demonstration Program has achieved a high level of public awareness and level of acceptance by owners, especially in the areas where the vehicles are located, as a result of significant and focused multi-faceted campaigns on behalf of Ford and its partners. Such high levels of media exposure are required to implement large-scale Demonstration Programs such as the THINK *city* Electric Vehicle Demonstration Program Project.

Economic sustainability of EVs was advanced through the Program, but a future vehicle program did not result from these efforts. Despite the availability and

utilization of public grants and incentives, the Demonstration Program as a whole did not present a sustainable market for Electric Vehicles.

In order to continue to support economic sustainability of electric vehicles, it is vital that high levels of economic stimulus and financial support continue, as well as non-monetary incentives (e.g. preferred reserved parking).

Finally, only extended programs such as these, along with ongoing monitoring and customer feedback, will identify the feasibility and consumer acceptance of a concept during a full-scale public launch, and offer insight into other Pilot Program opportunities for the future.

Appendix 1: Full Vehicle Data Summary

Vehicle Identification Numbers	LOC	Lease End Date	Disposition of the Vehicle	Highest Reported Mileage
YYCDA10AOWAAA 35	MI	6/4/2002	SCRAPPED	0
YYCDA10AOWAAA 105	MI	6/4/2002	SCRAPPED	0
YYCDA11AOWAAA 111	NY	7/5/2002	SCRAPPED	0
YYCDA11AOWAAA 124	MI	6/4/2002	SCRAPPED	0
YYCDA11AOWAAA 125	CA	5/14/2002	SCRAPPED	5092
YYCDA10A0WAAA 128	CANADA	Donated	EXPORTED	0
YYCFT268X2J00 1010	MI	Prototype	SCRAPPED	0
YYCDA11AOWAAA 1018	MI	3/25/2003	SCRAPPED	2083
YYCDA11AOWAAA 1064	MI	6/12/2002	SCRAPPED	1121
YYCDA11AOWAAA 1123	MI	6/12/2002	SCRAPPED	1133
YYCDA11AOYAAA 1128	MI	6/14/2002	SCRAPPED	0
YYCDA11AOWAAA 1151	CA	8/1/2003	SCRAPPED	2328
YYCDA11AOYAAA 1157	MI	6/14/2002	SCRAPPED	0
YYCDA11AOWAAA 1158	GA	8/19/2003	SCRAPPED	0
YYCDA11AOWAAA 1159	CA	8/1/2003	SCRAPPED	0
YYCDA11AOWAAA 1160	CA	8/1/2003	SCRAPPED	0
YYCDA11AOYAAA 1161	CANADA	6/26/2003	SCRAPPED	0
YYCDA11AOWAAA 1197	CA	8/1/2003	SCRAPPED	0
YYCDA11AOWAAA 1198	CA	8/1/2003	SCRAPPED	0
YYCDA11AOWAAA 1199	CA	8/1/2003	SCRAPPED	0
YYCDA11AOWAAA 1200	CA	8/1/2003	SCRAPPED	0
YYCDA11AOWAAA 1201	CA	8/1/2003	SCRAPPED	0
YYCDA11AOWAAA 1202	CA	8/1/2003	SCRAPPED	0
YYCDA11AOWAAA 1203	CA	8/1/2003	SCRAPPED	0
YYCDA11AOWAAA 1204	CA	8/1/2003	SCRAPPED	0
YYCDA11AOWAAA 1205	CA	8/1/2003	SCRAPPED	0
YYCDA11AOWAAA 1206	CA	8/1/2003	SCRAPPED	0
YYCDA11AOWAAA 1207	CA	8/1/2003	SCRAPPED	0
YYCDA11AOWAAA 1208	CA	8/1/2003	SCRAPPED	0
YYCDA11AOWAAA 1209	CA	8/1/2003	SCRAPPED	0
YYCDA11AOWAAA 1210	CA	8/1/2003	SCRAPPED	0
YYCDA11AOWAAA 1211	CA	8/1/2003	SCRAPPED	0
YYCDA11AOYAAA 1212	MI	4/25/2003	SCRAPPED	534
YYCDA11AOYAAA 1213	MI	6/15/2004	EXPORTED	668
YYCDA11AOYAAA 1214	MI	6/15/2004	EXPORTED	823
YYCDA11AOYAAA 1215	MI	8/23/2003	SCRAPPED	1925
YYCDA11AOYAAA 1216	MI	8/15/2004	EXPORTED	1946
YYCDA11AOWAAA 1217	MI	6/23/2003	SCRAPPED	433
YYCDA11AOWAAA 1218	MI	6/23/2003	SCRAPPED	1803
YYCDA11AOYAAA 1219	MI	6/23/2003	SCRAPPED	767
YYCDA11AOYAAA 1220	MI	6/23/2003	SCRAPPED	707
YYCDA11A0WAAA 1269	BERMUDA	Donated	EXPORTED	0
YYCDA11AOYAAA 1275	MI	3/12/2003	SCRAPPED	2475
YYCDA11AOYAAA 1276	MI	312-03	SCRAPPED	5734
YYCDA11AOYAAA 1277	MI	8/14/2004	EXPORTED	1511

Appendix 1: Full Vehicle Data Summary

Vehicle Identification Numbers	LOC	Lease End Date	Disposition of the Vehicle	Highest Reported Mileage
YYCDA11AOYAAA 1278	MI	8/23/2004	EXPORTED	166
YYCDA11AOYAAA 1279	MI	6/18/2003	SCRAPPED	8652
YYCDA11AOYAAA 1280	MI	6/18/2003	SCRAPPED	3412
YYCDA11AOYAAA 1281	MI	7/23/2004	EXPORTED	1350
YYCDA11AOYAAA 1282	MI	5/15/2003	SCRAPPED	513
YYCDA11AOYAAA 1283	MI	9/12/2004	EXPORTED	1858
YYCDA11AOYAAA 1284	MI	2/15/2003	SCRAPPED	0
YYCDA11AOYAAA 1285	MI	2/15/2003	SCRAPPED	4234
YYCDA11AOYAAA 1286	MI	2/15/2003	SCRAPPED	1326
YYCDA11AOYAAA 1287	MI	2/15/2003	SCRAPPED	3262
YYCDA11AOYAAA 1288	MI	6/15/2004	EXPORTED	1763
YYCDA11AOYAAA 1289	MI	3/17/2003	SCRAPPED	0
YYCDA11AOYAAA 1290	MI	8/23/2004	EXPORTED	1257
YYCDA11AOYAAA 1291	MI	8/23/2004	EXPORTED	1209
YYCDA11AOYAAA 1292	MI	6/14/2004	EXPORTED	1770
YYCDA11AOYAAA 1293	MI	3/16/2003	SCRAPPED	919
YYCDA11AOYAAA 1294	MI	3/16/2003	SCRAPPED	0
YYCDA11AOYAAA 1295	MI	8/19/2004	EXPORTED	380
YYCDA11AOYAAA 1296	MI	8/19/2004	EXPORTED	879
YYCDA11AOYAAA 1297	MI	8/19/2004	EXPORTED	2318
YYCDA11AOYAAA 1298	MI	8/19/2004	EXPORTED	1841
YYCDA11AOYAAA 1299	MI	8/19/2004	EXPORTED	2507
YYCDA11AOYAAA 1300	MI	5/16/2003	SCRAPPED	0
YYCDA11AOYAAA 1301	MI	5/16/2003	SCRAPPED	0
YYCDA11AOYAAA 1302	MI	6/15/2004	EXPORTED	1244
YYCDA11AOYAAA 1310	CA	4/12/2003	SCRAPPED	0
YYCDA11AOYAAA 1326	CA	4/12/2003	SCRAPPED	0
YYCDA11AOYAAA 1327	CA	5/12/2003	SCRAPPED	0
YYCDA11AOYAAA 1328	NY	5/17/2003	SCRAPPED	0
YYCDA11AOYAAA 1329	NY	6/15/2003	SCRAPPED	0
YYCDA11AOYAAA 1330	MI	6/23/2003	SCRAPPED	0
YYCDA11AOYAAA 1351	CANADA	7/24/2003	SCRAPPED	0
YYCDA11AOYAAA 1352	CANADA	7/19/2003	SCRAPPED	0
YYCDA11AOYAAA 1353	CANADA	7/4/2004	EXPORTED	5177
YYCDA11AOYAAA 1354	CANADA	7/4/2004	EXPORTED	6604
YYCDA11AOYAAA 1360	CA	12/23/2002	SCRAPPED	0
YYCDA11AOYAAA 1362	CA	6/21/2003	SCRAPPED	0
YYCDA11AOYAAA 1363	MI	11/5/2003	SCRAPPED	687
YYCDA11AOYAAA 1364	CA	6/12/2002	SCRAPPED	2092
YYCDA11AOYAAA 1367	CA	6/28/2003	SCRAPPED	0
YYCDA11AOYAAA 1379	MI	6/3/2004	EXPORTED	0
YYCDA11AOYAAA 1401	GA	8/19/2003	SCRAPPED	0
YYCDA11AOYAAA 1403	CA	6/17/2003	SCRAPPED	0
YYCDA11AOYAAA 1414	CA	4/30/2003	SCRAPPED	0
YYCDA11AOYAAA 1415	CA	4/17/2003	SCRAPPED	0
YYCDA11AOYAAA 1416	CA	12/23/2002	SCRAPPED	0
YYCDA11AOYAAA 1417	CA	12/23/2003	SCRAPPED	0
YYCDA11AOYAAA 1418	CA	4/4/2003	SCRAPPED	0

Appendix 1: Full Vehicle Data Summary

Vehicle Identification Numbers	LOC	Lease End Date	Disposition of the Vehicle	Highest Reported Mileage
YYCDA11AOYAAA 1419	CA	6/30/2003	SCRAPPED	0
YYCDA11AOYAAA 1420	CA	4/30/2003	SCRAPPED	0
YYCDA11AOYAAA 1421	CA	3/17/2003	SCRAPPED	0
YYCDA11AOYAAA 1422	CA	3/17/2003	SCRAPPED	0
YYCDA11AOYAAA 1441	CA	12/23/2002	SCRAPPED	0
YYCDA11AOYAAA 1442	CA	6/16/2003	SCRAPPED	0
YYCDA11AOYAAA 1443	CA	12/23/2002	SCRAPPED	0
YYCDA11AOYAAA 1444	CA	6/13/2003	SCRAPPED	0
YYCDA11AOYAAA 1445	CA	6/25/2003	SCRAPPED	0
YYCDA11AOYAAA 1446	CA	3/17/2003	SCRAPPED	0
YYCDA11AOYAAA 1447	CA	4/12/2003	SCRAPPED	1281
YYCDA11AOYAAA 1448	CA	6/13/2003	SCRAPPED	0
YYCDA11AOYAAA 1449	CA	5/15/2003	SCRAPPED	6946
YYCDA11AOYAAA 1450	CA	6/24/2003	SCRAPPED	0
YYCDA11AOYAAA 1451	CA	3/8/2003	SCRAPPED	0
YYCDA11AOYAAA 1452	CA	3/25/2003	SCRAPPED	0
YYCDA11AOYAAA 1453	CA	4/13/2003	SCRAPPED	0
YYCDA11AOYAAA 1454	CA	4/16/2003	SCRAPPED	0
YYCDA11AOYAAA 1455	CA	4/25/2003	SCRAPPED	10862
YYCDA11AOYAAA 1460	CA	6/30/2003	SCRAPPED	0
YYCDA11AOYAAA 1461	CA	6/4/2002	SCRAPPED	2529
YYCDA11AOYAAA 1482	CA	4/13/2003	SCRAPPED	7065
YYCDA11AOYAAA 1483	CA	4/25/2003	SCRAPPED	0
YYCDA11AOYAAA 1484	CA	2/4/2002	SCRAPPED	1584
YYCDA11AOYAAA 1485	CA	2/21/2002	SCRAPPED	1457
YYCDA11AOYAAA 1486	CA	2/25/2002	SCRAPPED	0
YYCDA11AOYAAA 1487	CA	3/11/2003	SCRAPPED	0
YYCDA11AOYAAA 1491	GA	8/31/2003	SCRAPPED	0
YYCDA11AOYAAA 1492	GA	8/31/2003	SCRAPPED	0
YYCDA11AOYAAA 1496	GA	8/31/2003	SCRAPPED	0
YYCDA11AOYAAA 1497	GA	8/31/2003	SCRAPPED	0
YYCDA11AOYAAA 1505	GA	8/31/2003	SCRAPPED	0
YYCDA11AOYAAA 1506	GA	8/31/2003	SCRAPPED	0
YYCDA11AOYAAA 1507	GA	8/31/2003	SCRAPPED	0
YYCDA11AOYAAA 1508	GA	8/31/2003	SCRAPPED	0
YYCDA11AOYAAA 1509	GA	8/31/2003	SCRAPPED	0
YYCDA11AOYAAA 1510	GA	8/31/2003	SCRAPPED	0
YYCDA11AOYAAA 1511	GA	8/31/2003	SCRAPPED	0
YYCDA11AOYAAA 1512	GA	8/31/2003	SCRAPPED	0
YYCDA11AOYAAA 1513	GA	8/31/2003	SCRAPPED	0
YYCDA11AOYAAA 1514	GA	8/31/2003	SCRAPPED	0
YYCDA11AOYAAA 1519	CA	8/17/2003	SCRAPPED	2029
YYCDA11AOYAAA 1520	CA	8/17/2003	SCRAPPED	0
YYCDA11AOYAAA 1521	CA	8/17/2004	EXPORTED	12667
YYCDA11AOYAAA 1522	CA	8/17/2003	SCRAPPED	1092
YYCDA11AOYAAA 1523	CA	8/17/2004	EXPORTED	0
YYCDA11AOYAAA 1524	CA	8/17/2004	EXPORTED	5446
YYCDA11AOYAAA 1525	CA	8/17/2003	SCRAPPED	2830

Appendix 1: Full Vehicle Data Summary

Vehicle Identification Numbers	LOC	Lease End Date	Disposition of the Vehicle	Highest Reported Mileage
YYCDA11AOYAAA 1526	CA	8/17/2004	EXPORTED	5288
YYCDA11AOYAAA 1528	CA	8/17/2003	SCRAPPED	0
YYCDA11AOYAAA 1529	CA	8/17/2003	SCRAPPED	0
YYCDA11AOYAAA 1533	CA	4/19/2003	SCRAPPED	0
YYCDA11AOYAAA 1534	CA	9/7/2004	EXPORTED	18272
YYCDA11AOYAAA 1535	CA	5/14/2003	SCRAPPED	5305
YYCDA11AOYAAA 1536	CA	5/14/2003	SCRAPPED	9657
YYCDA11AOYAAA 1537	CA	9/29/2004	EXPORTED	0
YYCDA11AOYAAA 1538	CA	5/4/2002	SCRAPPED	0
YYCDA11AOYAAA 1539	CA	6/24/2004	EXPORTED	1759
YYCDA11AOYAAA 1540	CA	6/14/2004	EXPORTED	6329
YYCDA11AOYAAA 1541	CA	9/29/2004	EXPORTED	0
YYCDA11AOYAAA 1542	CA	9/29/2004	EXPORTED	0
YYCDA11AOYAAA 1543	CA	5/29/2003	SCRAPPED	0
YYCDA11AOYAAA 1544	CA	8/23/2004	EXPORTED	0
YYCDA11AOYAAA 1545	CA	9/6/2004	EXPORTED	3513
YYCDA11AOYAAA 1549	CA	10/25/2002	EXPORTED	0
YYCDA11AOYAAA 1550	CA	8/29/2003	SCRAPPED	5708
YYCDA11AOYAAA 1551	CA	4/29/2003	SCRAPPED	3323
YYCDA11AOYAAA 1552	CA	8/18/2004	EXPORTED	7996
YYCDA11AOYAAA 1553	CA	10/25/2004	EXPORTED	1168
YYCDA11AOYAAA 1554	CA	6/24/2002	SCRAPPED	0
YYCDA11AOYAAA 1555	CA	9/9/2004	EXPORTED	13131
YYCDA11AOYAAA 1556	CA	10/25/2004	EXPORTED	3604
YYCDA11AOYAAA 1557	CA	9/24/2003	SCRAPPED	0
YYCDA11AOYAAA 1558	CA	3/18/2004	EXPORTED	11668
YYCDA11AOYAAA 1559	CA	8/18/2003	SCRAPPED	0
YYCDA11AOYAAA 1560	CA	5/14/2003	SCRAPPED	0
YYCDA11AOYAAA 1561	CA	4/24/2003	SCRAPPED	12667
YYCDA11AOYAAA 1562	CA	4/17/2003	SCRAPPED	0
YYCDA11AOYAAA 1563	CA	9/11/2003	SCRAPPED	0
YYCDA11AOYAAA 1564	CA	7/25/2004	EXPORTED	3835
YYCDA11AOYAAA 1565	CA	7/25/2004	EXPORTED	2447
YYCDA11AOYAAA 1566	CA	5/23/2002	SCRAPPED	0
YYCDA11AOYAAA 1567	CA	9/18/2004	EXPORTED	0
YYCDA11AOYAAA 1568	CA	9/9/2004	EXPORTED	11631
YYCDA11AOYAAA 1569	CA	6/19/2004	EXPORTED	388
YYCDA11AOYAAA 1570	CA	10/1/2004	EXPORTED	952
YYCDA11AOYAAA 1571	CA	10/25/2002	SCRAPPED	1206
YYCDA11AOYAAA 1572	CA	10/1/2002	EXPORTED	0
YYCDA11AOYAAA 1574	CA	5/17/2003	SCRAPPED	0
YYCDA11AOYAAA 1575	CA	10/1/2004	EXPORTED	131
YYCDA11AOYAAA 1576	CA	5/17/2003	SCRAPPED	0
YYCDA11AOYAAA 1577	CA	5/20/2003	SCRAPPED	0
YYCDA11AOYAAA 1578	CA	12/1/2004	EXPORTED	0
YYCDA11AOYAAA 1579	CA	4/1/2003	SCRAPPED	0
YYCDA11AOYAAA 1580	CA	4/11/2003	SCRAPPED	7692
YYCDA11AOYAAA 1581	CA	4/30/2003	SCRAPPED	4638

Appendix 1: Full Vehicle Data Summary

Vehicle Identification Numbers	LOC	Lease End Date	Disposition of the Vehicle	Highest Reported Mileage
YYCDA11AOYAAA 1589	CA	5/17/2003	SCRAPPED	0
YYCDA11AOYAAA 1590	CA	5/17/2003	SCRAPPED	0
YYCDA11AOYAAA 1591	CA	7/21/2003	SCRAPPED	0
YYCDA11AOYAAA 1592	CA	4/22/2004	SCRAPPED	18352
YYCDA11AOYAAA 1593	CA	6/19/2003	SCRAPPED	428
YYCDA11AOYAAA 1594	CA	5/17/2003	SCRAPPED	0
YYCDA11AOYAAA 1595	CA	5/17/2004	EXPORTED	13858
YYCDA11AOYAAA 1596	CA	10/25/2004	EXPORTED	0
YYCDA11AOYAAA 1607	CA	5/30/2003	SCRAPPED	0
YYCDA11AOYAAA 1608	CA	6/1/2004	EXPORTED	8696
YYCDA11AOYAAA 1609	CA	10/25/2004	EXPORTED	3484
YYCDA11AOYAAA 1610	CA	4/25/2002	SCRAPPED	6180
YYCDA11AOYAAA 1611	CA	4/30/2004	EXPORTED	15962
YYCDA11AOYAAA 1612	CA	4/27/2002	SCRAPPED	3006
YYCDA11AOYAAA 1613	CA	10/25/2002	EXPORTED	1514
YYCDA11AOYAAA 1614	CA	6/7/2004	EXPORTED	676
YYCDA11AOYAAA 1626	CA	7/31/2004	EXPORTED	0
YYCDA11AOYAAA 1627	CA	5/30/2002	SCRAPPED	0
YYCDA11AOYAAA 1628	CA	7/29/2002	SCRAPPED	0
YYCDA11AOYAAA 1629	CA	4/18/2004	EXPORTED	0
YYCDA11AOYAAA 1630	CA	11/12/2004	EXPORTED	0
YYCDA11AOYAAA 1631	CA	10/25/2004	EXPORTED	0
YYCDA11AOYAAA 1632	CA	9/1/2004	EXPORTED	0
YYCDA11AOYAAA 1633	CA	9/12/2004	EXPORTED	0
YYCDA11AOYAAA 1647	CA	6/30/2004	EXPORTED	11159
YYCDA11AOYAAA 1648	CA	7/13/2004	EXPORTED	8831
YYCDA11AOYAAA 1649	CA	7/10/2004	EXPORTED	0
YYCDA11AOYAAA 1650	CA	7/9/2004	EXPORTED	6119
YYCDA11AOYAAA 1651	CA	5/1/2003	SCRAPPED	7154
YYCDA11AOYAAA 1652	CA	5/30/2003	SCRAPPED	0
YYCDA11AOYAAA 1653	CA	5/30/2003	SCRAPPED	0
YYCDA11AOYAAA 1654	CA	6/18/2004	EXPORTED	0
YYCDA11AOYAAA 1655	CA	12/1/2004	EXPORTED	0
YYCDA11AOYAAA 1656	CA	12/1/2004	EXPORTED	2315
YYCDA11AOYAAA 1657	CA	12/1/2004	EXPORTED	2927
YYCDA11AOYAAA 1658	CA	12/1/2004	EXPORTED	2899
YYCDA11AOYAAA 1659	CA	7/24/2003	SCRAPPED	0
YYCDA11AOYAAA 1660	CA	6/26/2004	EXPORTED	0
YYCDA11AOYAAA 1661	CA	6/4/2003	SCRAPPED	0
YYCDA11AOYAAA 1662	CA	6/7/2004	EXPORTED	0
YYCDA11AOYAAA 1663	CA	11/11/2004	EXPORTED	9277
YYCDA11AOYAAA 1664	CA	8/27/2004	EXPORTED	0
YYCDA11AOYAAA 1665	CA	9/10/2003	SCRAPPED	0
YYCDA11AOYAAA 1666	CA	9/26/2004	EXPORTED	3974
YYCDA11AOYAAA 1667	CA	11/10/2004	EXPORTED	9720
YYCDA11AOYAAA 1668	CA	4/25/2003	SCRAPPED	0
YYCDA11AOYAAA 1669	CA	9/26/2004	EXPORTED	0
YYCDA11AOYAAA 1677	CA	9/16/2004	EXPORTED	0

Appendix 1: Full Vehicle Data Summary

Vehicle Identification Numbers	LOC	Lease End Date	Disposition of the Vehicle	Highest Reported Mileage
YYCDA11AOYAAA 1678	CA	9/22/2003	SCRAPPED	0
YYCDA11AOYAAA 1679	CA	4/28/2004	EXPORTED	11176
YYCDA11AOYAAA 1680	CA	9/22/2003	SCRAPPED	0
YYCDA11AOYAAA 1681	CA	10/25/2004	EXPORTED	4639
YYCDA11AOYAAA 1682	CA	11/15/2004	EXPORTED	0
YYCDA11AOYAAA 1686	CA	4/26/2003	SCRAPPED	0
YYCDA11AOYAAA 1687	CA	6/1/2004	EXPORTED	0
YYCDA11AOYAAA 1688	CA	4/28/2003	SCRAPPED	0
YYCDA11AOYAAA 1695	NY	9/8/2004	EXPORTED	3323
YYCDA11AOYAAA 1696	NY	9/7/2004	EXPORTED	3887
YYCDA11AOYAAA 1697	NY	9/8/2004	EXPORTED	5013
YYCDA11AOYAAA 1698	NY	9/7/2004	EXPORTED	4427
YYCDA11AOYAAA 1699	NY	10/1/2004	EXPORTED	0
YYCDA11AOYAAA 1700	NY	9/8/2004	EXPORTED	0
YYCDA11AOYAAA 1701	NY	8/1/2004	EXPORTED	8188
YYCDA11AOYAAA 1702	NY	8/1/2004	EXPORTED	3097
YYCDA11AOYAAA 1703	NY	7/30/2004	EXPORTED	4818
YYCDA11AOYAAA 1704	NY	7/30/2004	EXPORTED	2429
YYCDA11AOYAAA 1705	NY	7/30/2004	EXPORTED	2010
YYCDA11AOYAAA 1706	NY	8/8/2004	EXPORTED	4060
YYCDA11AOYAAA 1707	NY	8/11/2004	EXPORTED	3825
YYCDA11AOYAAA 1708	NY	10/11/2003	SCRAPPED	3532
YYCDA11AOYAAA 1709	NY	8/1/2004	EXPORTED	1779
YYCDA11AOYAAA 1710	NY	7/30/2004	EXPORTED	3469
YYCDA11AOYAAA 1711	NY	8/25/2004	EXPORTED	5865
YYCDA11AOYAAA 1712	NY	8/13/2004	EXPORTED	5817
YYCDA11AOYAAA 1713	NY	8/25/2004	EXPORTED	5719
YYCDA11AOYAAA 1714	NY	9/11/2004	EXPORTED	4937
YYCDA11AOYAAA 1715	NY	8/15/2004	EXPORTED	7553
YYCDA11AOYAAA 1716	NY	8/22/2004	EXPORTED	4575
YYCDA11AOYAAA 1717	NY	8/23/2004	EXPORTED	500
YYCDA11AOYAAA 1718	NY	8/23/2004	EXPORTED	6550
YYCDA11AOYAAA 1719	NY	6/10/2004	EXPORTED	2225
YYCDA11AOYAAA 1720	NY	9/7/2004	EXPORTED	13679
YYCDA11AOYAAA 1721	NY	5/7/2004	EXPORTED	1703
YYCDA11AOYAAA 1722	NY	9/2/2004	EXPORTED	4097
YYCDA11AOYAAA 1723	NY	8/22/2004	EXPORTED	3267
YYCDA11AOYAAA 1724	NY	5/29/2003	SCRAPPED	1950
YYCDA11AOYAAA 1725	NY	9/15/2004	EXPORTED	5428
YYCDA11AOYAAA 1726	NY	9/10/2004	EXPORTED	939
YYCDA11AOYAAA 1727	NY	12/25/2003	SCRAPPED	189
YYCDA11AOYAAA 1728	NY	2/5/2004	SCRAPPED	2990
YYCDA11AOYAAA 1729	NY	5/29/2004	EXPORTED	700
YYCDA11AOYAAA 1730	NY	5/29/2004	EXPORTED	1016
YYCDA11AOYAAA 1731	NY	11/17/2004	EXPORTED	5582
YYCDA11AOYAAA 1732	NY	11/30/2004	EXPORTED	4613
YYCDA11AOYAAA 1733	NY	2/2/2005	EXPORTED	1746
YYCDA11AOYAAA 1734	NY	1/18/2005	EXPORTED	3864

Appendix 1: Full Vehicle Data Summary

Vehicle Identification Numbers	LOC	Lease End Date	Disposition of the Vehicle	Highest Reported Mileage
YYCDA11AOYAAA 1735	NY	8/15/2004	EXPORTED	6708
YYCDA11AOYAAA 1736	NY	2/13/2005	EXPORTED	3811
YYCDA11AOYAAA 1737	NY	6/5/2003	SCRAPPED	1855
YYCDA11AOYAAA 1738	NY	8/13/2004	EXPORTED	4982
YYCDA11AOYAAA 1739	NY	10/15/2004	EXPORTED	3126
YYCDA11AOYAAA 1740	NY	6/28/2003	SCRAPPED	6919
YYCDA11AOYAAA 1741	NY	5/7/2003	SCRAPPED	0
YYCDA11AOYAAA 1742	NY	9/18/2004	EXPORTED	10322
YYCDA11AOYAAA 1743	NY	9/4/2004	EXPORTED	3066
YYCDA11AOYAAA 1744	NY	9/6/2004	EXPORTED	6295
YYCDA11AOYAAA 1745	NY	9/27/2004	EXPORTED	9887
YYCDA11AOYAAA 1746	NY	9/18/2004	EXPORTED	4403
YYCDA11AOYAAA 1747	NY	5/8/2004	EXPORTED	1126
YYCDA11AOYAAA 1748	NY	5/7/2004	EXPORTED	1275
YYCDA11AOYAAA 1749	NY	6/15/2003	SCRAPPED	20
YYCDA11AOYAAA 1750	NY	11/17/2004	EXPORTED	5857
YYCDA11AOYAAA 1751	NY	9/4/2004	EXPORTED	6705
YYCDA11AOYAAA 1752	NY	1/29/2005	EXPORTED	2110
YYCDA11AOYAAA 1753	CA	12/10/2004	EXPORTED	19911
YYCDA11AOYAAA 1754	CA	8/9/2004	EXPORTED	19560
YYCDA11AOYAAA 1755	CA	9/12/2004	EXPORTED	1854
YYCDA11AOYAAA 1756	CA	9/21/2004	EXPORTED	4158
YYCDA11AOYAAA 1757	CA	5/9/2003	SCRAPPED	447
YYCDA11AOYAAA 1758	CA	8/25/2004	EXPORTED	22576
YYCDA11AOYAAA 1759	CA	9/16/2003	SCRAPPED	1618
YYCDA11AOYAAA 1760	CA	12/1/2004	EXPORTED	6030
YYCDA11AOYAAA 1761	CA	12/1/2004	EXPORTED	9729
YYCDA11AOYAAA 1762	CA	12/1/2004	EXPORTED	393
YYCDA11AOYAAA 1763	NY	1/23/2005	EXPORTED	637
YYCDA11AOYAAA 1764	NY	12/11/2004	EXPORTED	4315
YYCDA11AOYAAA 1765	NY	9/28/2004	EXPORTED	1765
YYCDA11AOYAAA 1766	NY	8/30/2004	EXPORTED	6667
YYCDA11AOYAAA 1767	NY	5/29/2004	EXPORTED	5593
YYCDA11AOYAAA 1768	NY	9/16/2004	EXPORTED	5333
YYCDA11AOYAAA 1769	NY	3/28/2005	EXPORTED	7968
YYCDA11AOYAAA 1770	NY	10/19/2003	SCRAPPED	15
YYCDA11AOYAAA 1771	NY	10/8/2004	EXPORTED	12848
YYCDA11AOYAAA 1772	NY	10/12/2004	EXPORTED	2529
YYCDA11AOYAAA 1773	NY	9/18/2004	EXPORTED	7005
YYCDA11AOYAAA 1774	NY	9/30/2004	EXPORTED	5431
YYCDA11AOYAAA 1775	NY	5/7/2004	EXPORTED	4756
YYCDA11AOYAAA 1776	NY	5/7/2003	EXPORTED	2605
YYCDA11AOYAAA 1777	NY	2/26/2005	EXPORTED	9265
YYCDA11AOYAAA 1778	NY	12/25/2004	EXPORTED	4742
YYCDA11AOYAAA 1779	NY	9/8/2004	EXPORTED	3254
YYCDA11AOYAAA 1780	NY	5/29/2003	SCRAPPED	2793
YYCDA11AOYAAA 1781	CA	12/1/2004	EXPORTED	1962
YYCDA11AOYAAA 1782	CA	12/1/2004	EXPORTED	9307

Appendix 1: Full Vehicle Data Summary

Vehicle Identification Numbers	LOC	Lease End Date	Disposition of the Vehicle	Highest Reported Mileage
YYCDA11AOYAAA 1783	CA	12/1/2004	EXPORTED	6300
YYCDA11AOYAAA 1784	CA	8/3/2003	SCRAPPED	10
YYCDA11AOYAAA 1785	CA	8/11/2004	EXPORTED	2000
YYCDA11AOYAAA 1786	CA	8/25/2003	SCRAPPED	7801
YYCDA11AOYAAA 1787	CA	12/1/2004	EXPORTED	3121
YYCDA11AOYAAA 1788	CA	8/5/2004	EXPORTED	14233
YYCDA11AOYAAA 1789	CA	8/16/2004	EXPORTED	2283
YYCDA11AOYAAA 1790	CA	12/1/2004	EXPORTED	3412
YYCDA11AOYAAA 1791	CA	6/1/2003	SCRAPPED	6945
YYCDA11AOYAAA 1792	CA	12/1/2004	EXPORTED	4500
YYCDA11AOYAAA 1793	NY	12/20/2004	EXPORTED	7007
YYCDA11AOYAAA 1794	NY	10/26/2004	EXPORTED	7986
YYCDA11AOYAAA 1795	NY	9/29/2004	EXPORTED	7487
YYCDA11AOYAAA 1796	NY	3/28/2005	EXPORTED	7123
YYCDA11AOYAAA 1797	NY	9/6/2004	EXPORTED	5019
YYCDA11AOYAAA 1798	NY	9/5/2004	EXPORTED	3306
YYCDA11AOYAAA 1799	NY	3/30/2005	EXPORTED	4388
YYCDA11AOYAAA 1800	NY	5/7/2003	EXPORTED	1106
YYCDA11AOYAAA 1801	NY	8/29/2003	SCRAPPED	0
YYCDA11AOYAAA 1802	NY	9/24/2004	EXPORTED	3616
YYCDA11AOYAAA 1803	NY	10/29/2004	EXPORTED	5564
YYCDA11AOYAAA 1804	NY	10/16/2004	EXPORTED	11708
YYCDA11AOYAAA 1805	NY	10/16/2004	EXPORTED	8197
YYCDA11AOYAAA 1806	NY	1/20/2003	SCRAPPED	0
YYCDA11AOYAAA 1807	NY	10/8/2004	EXPORTED	3181
YYCDA11AOYAAA 1808	NY	8/14/2004	EXPORTED	3483
YYCDA11AOYAAA 1809	NY	12/11/2004	EXPORTED	4921
YYCDA11AOYAAA 1810	NY	9/19/2003	SCRAPPED	1578
YYCDA11AOYAAA 1811	NY	12/15/2004	EXPORTED	4341
YYCDA11AOYAAA 1812	NY	3/3/2005	EXPORTED	5850
YYCDA11AOYAAA 1813	NY	10/20/2004	EXPORTED	9818
YYCDA11AOYAAA 1814	NY	5/29/2003	SCRAPPED	0
YYCDA11AOYAAA 1815	NY	1/19/2005	EXPORTED	0
YYCDA11AOYAAA 1816	NY	9/16/2004	EXPORTED	2634
YYCDA11AOYAAA 1817	NY	8/14/2004	EXPORTED	30
YYCDA11AOYAAA 1818	NY	9/15/2004	EXPORTED	7127
YYCDA11AOYAAA 1819	NY	10/18/2004	EXPORTED	4668
YYCDA11AOYAAA 1820	NY	5/7/2004	EXPORTED	2272
YYCDA11AOYAAA 1821	NY	9/19/2004	EXPORTED	4392
YYCDA11AOYAAA 1822	NY	8/16/2004	EXPORTED	26
YYCDA11AOYAAA CP02	MI	Prototype	SCRAPPED	0
YYCDA11AOYAAA CP06	MI	Prototype	SCRAPPED	0
YYCDA11AOYAAA CP27	MI	Prototype	SCRAPPED	0

Appendix 2: New York Fleet Data Summary

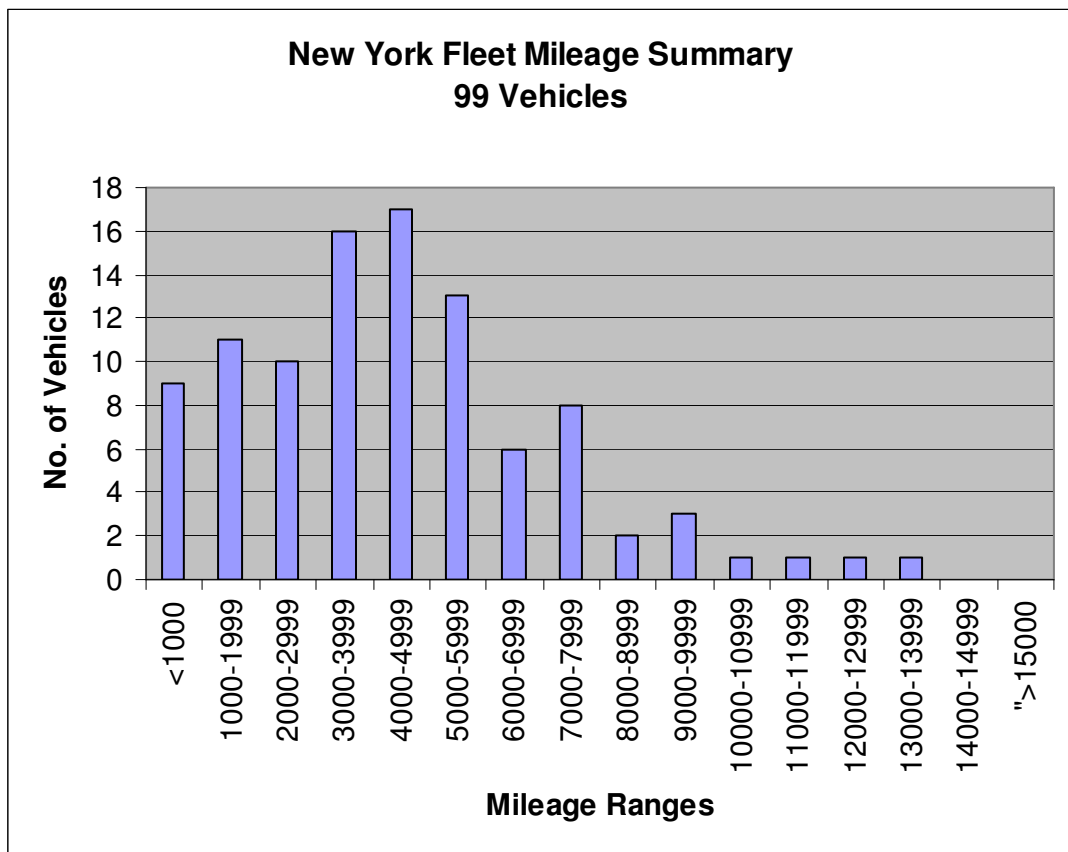
Vehicle Identification Numbers	LOC	Lease End Date	Disposition of the Vehicle	Highest Reported Mileage	
YYCDA11AOWAAA	111	NY	7/5/02	SCRAPPED	0
YYCDA11AOYAAA	1328	NY	5/17/03	SCRAPPED	0
YYCDA11AOYAAA	1329	NY	6/15/03	SCRAPPED	0
YYCDA11AOYAAA	1695	NY	9/8/04	EXPORTED	3323
YYCDA11AOYAAA	1696	NY	9/7/04	EXPORTED	3887
YYCDA11AOYAAA	1697	NY	9/8/04	EXPORTED	5013
YYCDA11AOYAAA	1698	NY	9/7/04	EXPORTED	4427
YYCDA11AOYAAA	1699	NY	10/1/04	EXPORTED	0
YYCDA11AOYAAA	1700	NY	9/8/04	EXPORTED	0
YYCDA11AOYAAA	1701	NY	8/1/04	EXPORTED	8188
YYCDA11AOYAAA	1702	NY	8/1/04	EXPORTED	3097
YYCDA11AOYAAA	1703	NY	7/30/04	EXPORTED	4818
YYCDA11AOYAAA	1704	NY	7/30/04	EXPORTED	2429
YYCDA11AOYAAA	1705	NY	7/30/04	EXPORTED	2010
YYCDA11AOYAAA	1706	NY	8/8/04	EXPORTED	4060
YYCDA11AOYAAA	1707	NY	8/11/04	EXPORTED	3825
YYCDA11AOYAAA	1708	NY	10/11/03	SCRAPPED	3532
YYCDA11AOYAAA	1709	NY	8/1/04	EXPORTED	1779
YYCDA11AOYAAA	1710	NY	7/30/04	EXPORTED	3469
YYCDA11AOYAAA	1711	NY	8/25/04	EXPORTED	5865
YYCDA11AOYAAA	1712	NY	8/13/04	EXPORTED	5817
YYCDA11AOYAAA	1713	NY	8/25/04	EXPORTED	5719
YYCDA11AOYAAA	1714	NY	9/11/04	EXPORTED	4937
YYCDA11AOYAAA	1715	NY	8/15/04	EXPORTED	7553
YYCDA11AOYAAA	1716	NY	8/22/04	EXPORTED	4575
YYCDA11AOYAAA	1717	NY	8/23/04	EXPORTED	500
YYCDA11AOYAAA	1718	NY	8/23/04	EXPORTED	6550
YYCDA11AOYAAA	1719	NY	6/10/04	EXPORTED	2225
YYCDA11AOYAAA	1720	NY	9/7/04	EXPORTED	13679
YYCDA11AOYAAA	1721	NY	5/7/04	EXPORTED	1703
YYCDA11AOYAAA	1722	NY	9/2/04	EXPORTED	4097
YYCDA11AOYAAA	1723	NY	8/22/04	EXPORTED	3267
YYCDA11AOYAAA	1724	NY	5/29/03	SCRAPPED	1950
YYCDA11AOYAAA	1725	NY	9/15/04	EXPORTED	5428
YYCDA11AOYAAA	1726	NY	9/10/04	EXPORTED	939
YYCDA11AOYAAA	1727	NY	12/25/03	SCRAPPED	189
YYCDA11AOYAAA	1728	NY	2/5/04	SCRAPPED	2990
YYCDA11AOYAAA	1729	NY	5/29/04	EXPORTED	700
YYCDA11AOYAAA	1730	NY	5/29/04	EXPORTED	1016
YYCDA11AOYAAA	1731	NY	11/17/04	EXPORTED	5582
YYCDA11AOYAAA	1732	NY	11/30/04	EXPORTED	4613
YYCDA11AOYAAA	1733	NY	2/2/05	EXPORTED	1746
YYCDA11AOYAAA	1734	NY	1/18/05	EXPORTED	3864
YYCDA11AOYAAA	1735	NY	8/15/04	EXPORTED	6708
YYCDA11AOYAAA	1736	NY	2/13/05	EXPORTED	3811
YYCDA11AOYAAA	1737	NY	6/5/03	SCRAPPED	1855
YYCDA11AOYAAA	1738	NY	8/13/04	EXPORTED	4982
YYCDA11AOYAAA	1739	NY	10/15/04	EXPORTED	3126

Appendix 2: New York Fleet Data Summary

Vehicle Identification Numbers	LOC	Lease End Date	Disposition of the Vehicle	Highest Reported Mileage	
YYCDA11AOYAAA	1740	NY	6/28/03	SCRAPPED	6919
YYCDA11AOYAAA	1741	NY	5/7/03	SCRAPPED	0
YYCDA11AOYAAA	1742	NY	9/18/04	EXPORTED	10322
YYCDA11AOYAAA	1743	NY	9/4/04	EXPORTED	3066
YYCDA11AOYAAA	1744	NY	9/6/04	EXPORTED	6295
YYCDA11AOYAAA	1745	NY	9/27/04	EXPORTED	9887
YYCDA11AOYAAA	1746	NY	9/18/04	EXPORTED	4403
YYCDA11AOYAAA	1747	NY	5/8/04	EXPORTED	1126
YYCDA11AOYAAA	1748	NY	5/7/04	EXPORTED	1275
YYCDA11AOYAAA	1749	NY	6/15/03	SCRAPPED	20
YYCDA11AOYAAA	1750	NY	11/17/04	EXPORTED	5857
YYCDA11AOYAAA	1751	NY	9/4/04	EXPORTED	6705
YYCDA11AOYAAA	1752	NY	1/29/05	EXPORTED	2110
YYCDA11AOYAAA	1763	NY	1/23/05	EXPORTED	637
YYCDA11AOYAAA	1764	NY	12/11/04	EXPORTED	4315
YYCDA11AOYAAA	1765	NY	9/28/04	EXPORTED	1765
YYCDA11AOYAAA	1766	NY	8/30/04	EXPORTED	6667
YYCDA11AOYAAA	1767	NY	5/29/04	EXPORTED	5593
YYCDA11AOYAAA	1768	NY	9/16/04	EXPORTED	5333
YYCDA11AOYAAA	1769	NY	3/28/05	EXPORTED	7968
YYCDA11AOYAAA	1770	NY	10/19/03	SCRAPPED	15
YYCDA11AOYAAA	1771	NY	10/8/04	EXPORTED	12848
YYCDA11AOYAAA	1772	NY	10/12/04	EXPORTED	2529
YYCDA11AOYAAA	1773	NY	9/18/04	EXPORTED	7005
YYCDA11AOYAAA	1774	NY	9/30/04	EXPORTED	5431
YYCDA11AOYAAA	1775	NY	5/7/04	EXPORTED	4756
YYCDA11AOYAAA	1776	NY	5/7/03	EXPORTED	2605
YYCDA11AOYAAA	1777	NY	2/26/05	EXPORTED	9265
YYCDA11AOYAAA	1778	NY	12/25/04	EXPORTED	4742
YYCDA11AOYAAA	1779	NY	9/8/04	EXPORTED	3254
YYCDA11AOYAAA	1780	NY	5/29/03	SCRAPPED	2793
YYCDA11AOYAAA	1793	NY	12/20/04	EXPORTED	7007
YYCDA11AOYAAA	1794	NY	10/26/04	EXPORTED	7986
YYCDA11AOYAAA	1795	NY	9/29/04	EXPORTED	7487
YYCDA11AOYAAA	1796	NY	3/28/05	EXPORTED	7123
YYCDA11AOYAAA	1797	NY	9/6/04	EXPORTED	5019
YYCDA11AOYAAA	1798	NY	9/5/04	EXPORTED	3306
YYCDA11AOYAAA	1799	NY	3/30/05	EXPORTED	4388
YYCDA11AOYAAA	1800	NY	5/7/03	EXPORTED	1106
YYCDA11AOYAAA	1801	NY	8/29/03	SCRAPPED	0
YYCDA11AOYAAA	1802	NY	9/24/04	EXPORTED	3616
YYCDA11AOYAAA	1803	NY	10/29/04	EXPORTED	5564
YYCDA11AOYAAA	1804	NY	10/16/04	EXPORTED	11708
YYCDA11AOYAAA	1805	NY	10/16/04	EXPORTED	8197
YYCDA11AOYAAA	1806	NY	1/20/03	SCRAPPED	0
YYCDA11AOYAAA	1807	NY	10/8/04	EXPORTED	3181
YYCDA11AOYAAA	1808	NY	8/14/04	EXPORTED	3483
YYCDA11AOYAAA	1809	NY	12/11/04	EXPORTED	4921

Appendix 2: New York Fleet Data Summary

Vehicle Identification Numbers	LOC	Lease End Date	Disposition of the Vehicle	Highest Reported Mileage	
YYCDA11AOYAAA	1810	NY	9/19/03	SCRAPPED	1578
YYCDA11AOYAAA	1811	NY	12/15/04	EXPORTED	4341
YYCDA11AOYAAA	1812	NY	3/3/05	EXPORTED	5850
YYCDA11AOYAAA	1813	NY	10/20/04	EXPORTED	9818
YYCDA11AOYAAA	1814	NY	5/29/03	SCRAPPED	0
YYCDA11AOYAAA	1815	NY	1/19/05	EXPORTED	0
YYCDA11AOYAAA	1816	NY	9/16/04	EXPORTED	2634
YYCDA11AOYAAA	1817	NY	8/14/04	EXPORTED	30
YYCDA11AOYAAA	1818	NY	9/15/04	EXPORTED	7127
YYCDA11AOYAAA	1819	NY	10/18/04	EXPORTED	4668
YYCDA11AOYAAA	1820	NY	5/7/04	EXPORTED	2272
YYCDA11AOYAAA	1821	NY	9/19/04	EXPORTED	4392
YYCDA11AOYAAA	1822	NY	8/16/04	EXPORTED	26



	Fleet Size	No. w/ Miles	% w/Miles	Reported Miles	Avg Miles/Car	Projected Miles Driven
NY	109	99	91%	442177	4466	486841

Appendix 3: California Fleet Data Summary

Vehicle Identification Numbers		LOC	Lease End Date	Disposition of the Vehicle	Highest Reported Mileage
YYCDA11AOWAAA	125	CA	5/14/02	SCRAPPED	5092
YYCDA11AOWAAA	1151	CA	8/1/03	SCRAPPED	2328
YYCDA11AOWAAA	1159	CA	8/1/03	SCRAPPED	0
YYCDA11AOWAAA	1160	CA	8/1/03	SCRAPPED	0
YYCDA11AOWAAA	1197	CA	8/1/03	SCRAPPED	0
YYCDA11AOWAAA	1198	CA	8/1/03	SCRAPPED	0
YYCDA11AOWAAA	1199	CA	8/1/03	SCRAPPED	0
YYCDA11AOWAAA	1200	CA	8/1/03	SCRAPPED	0
YYCDA11AOWAAA	1201	CA	8/1/03	SCRAPPED	0
YYCDA11AOWAAA	1202	CA	8/1/03	SCRAPPED	0
YYCDA11AOWAAA	1203	CA	8/1/03	SCRAPPED	0
YYCDA11AOWAAA	1204	CA	8/1/03	SCRAPPED	0
YYCDA11AOWAAA	1205	CA	8/1/03	SCRAPPED	0
YYCDA11AOWAAA	1206	CA	8/1/03	SCRAPPED	0
YYCDA11AOWAAA	1207	CA	8/1/03	SCRAPPED	0
YYCDA11AOWAAA	1208	CA	8/1/03	SCRAPPED	0
YYCDA11AOWAAA	1209	CA	8/1/03	SCRAPPED	0
YYCDA11AOWAAA	1210	CA	8/1/03	SCRAPPED	0
YYCDA11AOWAAA	1211	CA	8/1/03	SCRAPPED	0
YYCDA11AOYAAA	1310	CA	4/12/03	SCRAPPED	0
YYCDA11AOYAAA	1326	CA	4/12/03	SCRAPPED	0
YYCDA11AOYAAA	1327	CA	5/12/03	SCRAPPED	0
YYCDA11AOYAAA	1360	CA	12/23/02	SCRAPPED	0
YYCDA11AOYAAA	1362	CA	6/21/03	SCRAPPED	0
YYCDA11AOYAAA	1364	CA	6/12/02	SCRAPPED	2092
YYCDA11AOYAAA	1367	CA	6/28/03	SCRAPPED	0
YYCDA11AOYAAA	1403	CA	6/17/03	SCRAPPED	0
YYCDA11AOYAAA	1414	CA	4/30/03	SCRAPPED	0
YYCDA11AOYAAA	1415	CA	4/17/03	SCRAPPED	0
YYCDA11AOYAAA	1416	CA	12/23/02	SCRAPPED	0
YYCDA11AOYAAA	1417	CA	12/23/03	SCRAPPED	0
YYCDA11AOYAAA	1418	CA	4/4/03	SCRAPPED	0
YYCDA11AOYAAA	1419	CA	6/30/03	SCRAPPED	0
YYCDA11AOYAAA	1420	CA	4/30/03	SCRAPPED	0
YYCDA11AOYAAA	1421	CA	3/17/03	SCRAPPED	0
YYCDA11AOYAAA	1422	CA	3/17/03	SCRAPPED	0
YYCDA11AOYAAA	1441	CA	12/23/02	SCRAPPED	0
YYCDA11AOYAAA	1442	CA	6/16/03	SCRAPPED	0
YYCDA11AOYAAA	1443	CA	12/23/02	SCRAPPED	0
YYCDA11AOYAAA	1444	CA	6/13/03	SCRAPPED	0
YYCDA11AOYAAA	1445	CA	6/25/03	SCRAPPED	0
YYCDA11AOYAAA	1446	CA	3/17/03	SCRAPPED	0
YYCDA11AOYAAA	1447	CA	4/12/03	SCRAPPED	1281
YYCDA11AOYAAA	1448	CA	6/13/03	SCRAPPED	0
YYCDA11AOYAAA	1449	CA	5/15/03	SCRAPPED	6946
YYCDA11AOYAAA	1450	CA	6/24/03	SCRAPPED	0
YYCDA11AOYAAA	1451	CA	3/8/03	SCRAPPED	0

Appendix 3: California Fleet Data Summary

Vehicle Identification Numbers		LOC	Lease End Date	Disposition of the Vehicle	Highest Reported Mileage
YYCDA11AOYAAA	1452	CA	3/25/03	SCRAPPED	0
YYCDA11AOYAAA	1453	CA	4/13/03	SCRAPPED	0
YYCDA11AOYAAA	1454	CA	4/16/03	SCRAPPED	0
YYCDA11AOYAAA	1455	CA	4/25/03	SCRAPPED	10862
YYCDA11AOYAAA	1460	CA	6/30/03	SCRAPPED	0
YYCDA11AOYAAA	1461	CA	6/4/02	SCRAPPED	2529
YYCDA11AOYAAA	1482	CA	4/13/03	SCRAPPED	7065
YYCDA11AOYAAA	1483	CA	4/25/03	SCRAPPED	0
YYCDA11AOYAAA	1484	CA	2/4/02	SCRAPPED	1584
YYCDA11AOYAAA	1485	CA	2/21/02	SCRAPPED	1457
YYCDA11AOYAAA	1486	CA	2/25/02	SCRAPPED	0
YYCDA11AOYAAA	1487	CA	3/11/03	SCRAPPED	0
YYCDA11AOYAAA	1519	CA	8/17/03	SCRAPPED	2029
YYCDA11AOYAAA	1520	CA	8/17/03	SCRAPPED	0
YYCDA11AOYAAA	1521	CA	8/17/04	EXPORTED	12667
YYCDA11AOYAAA	1522	CA	8/17/03	SCRAPPED	1092
YYCDA11AOYAAA	1523	CA	8/17/04	EXPORTED	0
YYCDA11AOYAAA	1524	CA	8/17/04	EXPORTED	5446
YYCDA11AOYAAA	1525	CA	8/17/03	SCRAPPED	2830
YYCDA11AOYAAA	1526	CA	8/17/04	EXPORTED	5288
YYCDA11AOYAAA	1528	CA	8/17/03	SCRAPPED	0
YYCDA11AOYAAA	1529	CA	8/17/03	SCRAPPED	0
YYCDA11AOYAAA	1533	CA	4/19/03	SCRAPPED	0
YYCDA11AOYAAA	1534	CA	9/7/04	EXPORTED	18272
YYCDA11AOYAAA	1535	CA	5/14/03	SCRAPPED	5305
YYCDA11AOYAAA	1536	CA	5/14/03	SCRAPPED	9657
YYCDA11AOYAAA	1537	CA	9/29/04	EXPORTED	0
YYCDA11AOYAAA	1538	CA	5/4/02	SCRAPPED	0
YYCDA11AOYAAA	1539	CA	6/24/04	EXPORTED	1759
YYCDA11AOYAAA	1540	CA	6/14/04	EXPORTED	6329
YYCDA11AOYAAA	1541	CA	9/29/04	EXPORTED	0
YYCDA11AOYAAA	1542	CA	9/29/04	EXPORTED	0
YYCDA11AOYAAA	1543	CA	5/29/03	SCRAPPED	0
YYCDA11AOYAAA	1544	CA	8/23/04	EXPORTED	0
YYCDA11AOYAAA	1545	CA	9/6/04	EXPORTED	3513
YYCDA11AOYAAA	1549	CA	10/25/02	EXPORTED	0
YYCDA11AOYAAA	1550	CA	8/29/03	SCRAPPED	5708
YYCDA11AOYAAA	1551	CA	4/29/03	SCRAPPED	3323
YYCDA11AOYAAA	1552	CA	8/18/04	EXPORTED	7996
YYCDA11AOYAAA	1553	CA	10/25/04	EXPORTED	1168
YYCDA11AOYAAA	1554	CA	6/24/02	SCRAPPED	0
YYCDA11AOYAAA	1555	CA	9/9/04	EXPORTED	13131
YYCDA11AOYAAA	1556	CA	10/25/04	EXPORTED	3604
YYCDA11AOYAAA	1557	CA	9/24/03	SCRAPPED	0
YYCDA11AOYAAA	1558	CA	3/18/04	EXPORTED	11668
YYCDA11AOYAAA	1559	CA	8/18/03	SCRAPPED	0
YYCDA11AOYAAA	1560	CA	5/14/03	SCRAPPED	0

Appendix 3: California Fleet Data Summary

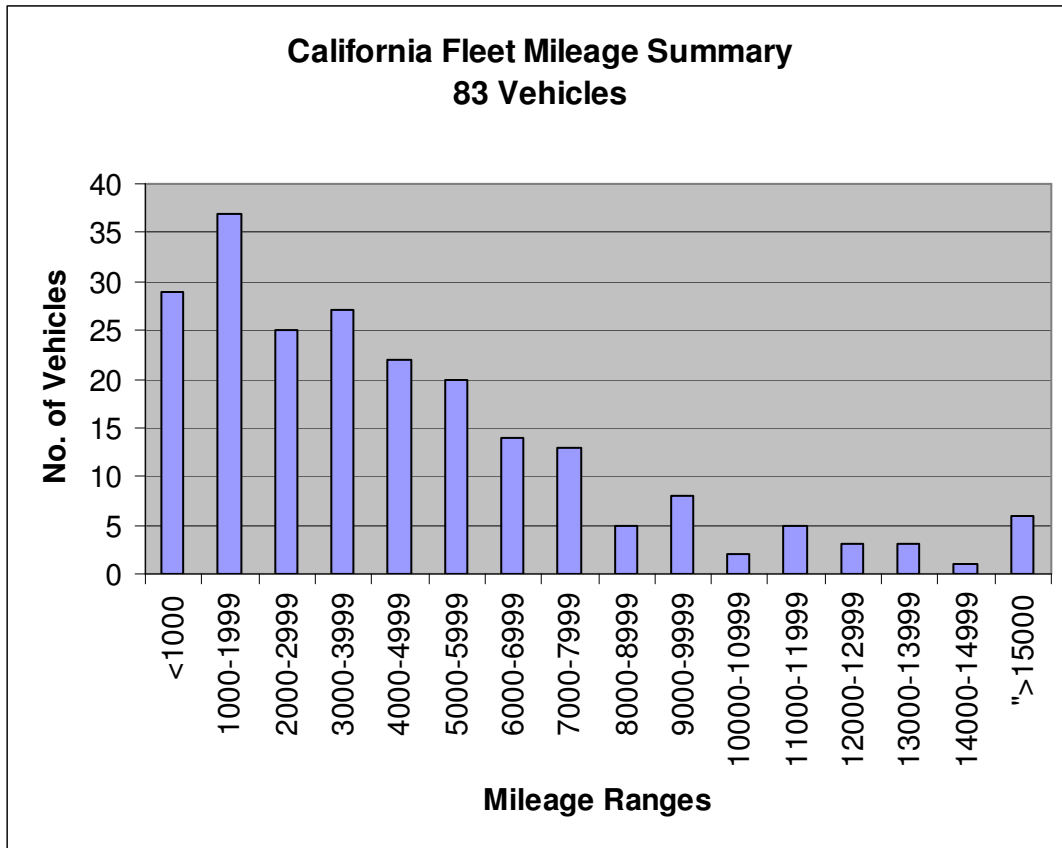
Vehicle Identification Numbers		LOC	Lease End Date	Disposition of the Vehicle	Highest Reported Mileage
YYCDA11AOYAAA	1561	CA	4/24/03	SCRAPPED	12667
YYCDA11AOYAAA	1562	CA	4/17/03	SCRAPPED	0
YYCDA11AOYAAA	1563	CA	9/11/03	SCRAPPED	0
YYCDA11AOYAAA	1564	CA	7/25/04	EXPORTED	3835
YYCDA11AOYAAA	1565	CA	7/25/04	EXPORTED	2447
YYCDA11AOYAAA	1566	CA	5/23/02	SCRAPPED	0
YYCDA11AOYAAA	1567	CA	9/18/04	EXPORTED	0
YYCDA11AOYAAA	1568	CA	9/9/04	EXPORTED	11631
YYCDA11AOYAAA	1569	CA	6/19/04	EXPORTED	388
YYCDA11AOYAAA	1570	CA	10/1/04	EXPORTED	952
YYCDA11AOYAAA	1571	CA	10/25/02	SCRAPPED	1206
YYCDA11AOYAAA	1572	CA	10/1/02	EXPORTED	0
YYCDA11AOYAAA	1574	CA	5/17/03	SCRAPPED	0
YYCDA11AOYAAA	1575	CA	10/1/04	EXPORTED	131
YYCDA11AOYAAA	1576	CA	5/17/03	SCRAPPED	0
YYCDA11AOYAAA	1577	CA	5/20/03	SCRAPPED	0
YYCDA11AOYAAA	1578	CA	12/1/04	EXPORTED	0
YYCDA11AOYAAA	1579	CA	4/1/03	SCRAPPED	0
YYCDA11AOYAAA	1580	CA	4/11/03	SCRAPPED	7692
YYCDA11AOYAAA	1581	CA	4/30/03	SCRAPPED	4638
YYCDA11AOYAAA	1589	CA	5/17/03	SCRAPPED	0
YYCDA11AOYAAA	1590	CA	5/17/03	SCRAPPED	0
YYCDA11AOYAAA	1591	CA	7/21/03	SCRAPPED	0
YYCDA11AOYAAA	1592	CA	4/22/04	SCRAPPED	18352
YYCDA11AOYAAA	1593	CA	6/19/03	SCRAPPED	428
YYCDA11AOYAAA	1594	CA	5/17/03	SCRAPPED	0
YYCDA11AOYAAA	1595	CA	5/17/04	EXPORTED	13858
YYCDA11AOYAAA	1596	CA	10/25/04	EXPORTED	0
YYCDA11AOYAAA	1607	CA	5/30/03	SCRAPPED	0
YYCDA11AOYAAA	1608	CA	6/1/04	EXPORTED	8696
YYCDA11AOYAAA	1609	CA	10/25/04	EXPORTED	3484
YYCDA11AOYAAA	1610	CA	4/25/02	SCRAPPED	6180
YYCDA11AOYAAA	1611	CA	4/30/04	EXPORTED	15962
YYCDA11AOYAAA	1612	CA	4/27/02	SCRAPPED	3006
YYCDA11AOYAAA	1613	CA	10/25/02	EXPORTED	1514
YYCDA11AOYAAA	1614	CA	6/7/04	EXPORTED	676
YYCDA11AOYAAA	1626	CA	7/31/04	EXPORTED	0
YYCDA11AOYAAA	1627	CA	5/30/02	SCRAPPED	0
YYCDA11AOYAAA	1628	CA	7/29/02	SCRAPPED	0
YYCDA11AOYAAA	1629	CA	4/18/04	EXPORTED	0
YYCDA11AOYAAA	1630	CA	11/12/04	EXPORTED	0
YYCDA11AOYAAA	1631	CA	10/25/04	EXPORTED	0
YYCDA11AOYAAA	1632	CA	9/1/04	EXPORTED	0
YYCDA11AOYAAA	1633	CA	9/12/04	EXPORTED	0
YYCDA11AOYAAA	1647	CA	6/30/04	EXPORTED	11159
YYCDA11AOYAAA	1648	CA	7/13/04	EXPORTED	8831
YYCDA11AOYAAA	1649	CA	7/10/04	EXPORTED	0

Appendix 3: California Fleet Data Summary

Vehicle Identification Numbers		LOC	Lease End Date	Disposition of the Vehicle	Highest Reported Mileage
YYCDA11AOYAAA	1650	CA	7/9/04	EXPORTED	6119
YYCDA11AOYAAA	1651	CA	5/1/03	SCRAPPED	7154
YYCDA11AOYAAA	1652	CA	5/30/03	SCRAPPED	0
YYCDA11AOYAAA	1653	CA	5/30/03	SCRAPPED	0
YYCDA11AOYAAA	1654	CA	6/18/04	EXPORTED	0
YYCDA11AOYAAA	1655	CA	12/1/04	EXPORTED	0
YYCDA11AOYAAA	1656	CA	12/1/04	EXPORTED	2315
YYCDA11AOYAAA	1657	CA	12/1/04	EXPORTED	2927
YYCDA11AOYAAA	1658	CA	12/1/04	EXPORTED	2899
YYCDA11AOYAAA	1659	CA	7/24/03	SCRAPPED	0
YYCDA11AOYAAA	1660	CA	6/26/04	EXPORTED	0
YYCDA11AOYAAA	1661	CA	6/4/03	SCRAPPED	0
YYCDA11AOYAAA	1662	CA	6/7/04	EXPORTED	0
YYCDA11AOYAAA	1663	CA	11/11/04	EXPORTED	9277
YYCDA11AOYAAA	1664	CA	8/27/04	EXPORTED	0
YYCDA11AOYAAA	1665	CA	9/10/03	SCRAPPED	0
YYCDA11AOYAAA	1666	CA	9/26/04	EXPORTED	3974
YYCDA11AOYAAA	1667	CA	11/10/04	EXPORTED	9720
YYCDA11AOYAAA	1668	CA	4/25/03	SCRAPPED	0
YYCDA11AOYAAA	1669	CA	9/26/04	EXPORTED	0
YYCDA11AOYAAA	1677	CA	9/16/04	EXPORTED	0
YYCDA11AOYAAA	1678	CA	9/22/03	SCRAPPED	0
YYCDA11AOYAAA	1679	CA	4/28/04	EXPORTED	11176
YYCDA11AOYAAA	1680	CA	9/22/03	SCRAPPED	0
YYCDA11AOYAAA	1681	CA	10/25/04	EXPORTED	4639
YYCDA11AOYAAA	1682	CA	11/15/04	EXPORTED	0
YYCDA11AOYAAA	1686	CA	4/26/03	SCRAPPED	0
YYCDA11AOYAAA	1687	CA	6/1/04	EXPORTED	0
YYCDA11AOYAAA	1688	CA	4/28/03	SCRAPPED	0
YYCDA11AOYAAA	1753	CA	12/10/04	EXPORTED	19911
YYCDA11AOYAAA	1754	CA	8/9/04	EXPORTED	19560
YYCDA11AOYAAA	1755	CA	9/12/04	EXPORTED	1854
YYCDA11AOYAAA	1756	CA	9/21/04	EXPORTED	4158
YYCDA11AOYAAA	1757	CA	5/9/03	SCRAPPED	447
YYCDA11AOYAAA	1758	CA	8/25/04	EXPORTED	22576
YYCDA11AOYAAA	1759	CA	9/16/03	SCRAPPED	1618
YYCDA11AOYAAA	1760	CA	12/1/04	EXPORTED	6030
YYCDA11AOYAAA	1761	CA	12/1/04	EXPORTED	9729
YYCDA11AOYAAA	1762	CA	12/1/04	EXPORTED	393
YYCDA11AOYAAA	1781	CA	12/1/04	EXPORTED	1962
YYCDA11AOYAAA	1782	CA	12/1/04	EXPORTED	9307
YYCDA11AOYAAA	1783	CA	12/1/04	EXPORTED	6300
YYCDA11AOYAAA	1784	CA	8/3/03	SCRAPPED	10
YYCDA11AOYAAA	1785	CA	8/11/04	EXPORTED	2000
YYCDA11AOYAAA	1786	CA	8/25/03	SCRAPPED	7801
YYCDA11AOYAAA	1787	CA	12/1/04	EXPORTED	3121
YYCDA11AOYAAA	1788	CA	8/5/04	EXPORTED	14233

Appendix 3: California Fleet Data Summary

Vehicle Identification Numbers		LOC	Lease End Date	Disposition of the Vehicle	Highest Reported Mileage
YYCDA11AOYAAA	1789	CA	8/16/04	EXPORTED	2283
YYCDA11AOYAAA	1790	CA	12/1/04	EXPORTED	3412
YYCDA11AOYAAA	1791	CA	6/1/03	SCRAPPED	6945
YYCDA11AOYAAA	1792	CA	12/1/04	EXPORTED	4500



	Fleet Size	No. w/ Miles	% w/Miles	Reported Miles	Avg Miles/Car	Projected Miles Driven
CA	192	83	43%	508104	6122	1175373